



# Juvenile Justice Transformation

Virginia First Cities Presentation

October 30, 2015

**Virginia Department of Juvenile Justice**

**Andrew Block, Director**



# The Virginia Department of Juvenile Justice



## **DJJ operates, supervises or audits**

- 34 Court Service Units (CSUs) -including 2 that are locally operated
- 2 Juvenile Correctional Centers (JCCs)
  - Beaumont JCC (Powhatan County)
  - Bon Air JCC (Chesterfield County)
- 18 Group Homes
- 24 Locally Operated Juvenile Detention Centers



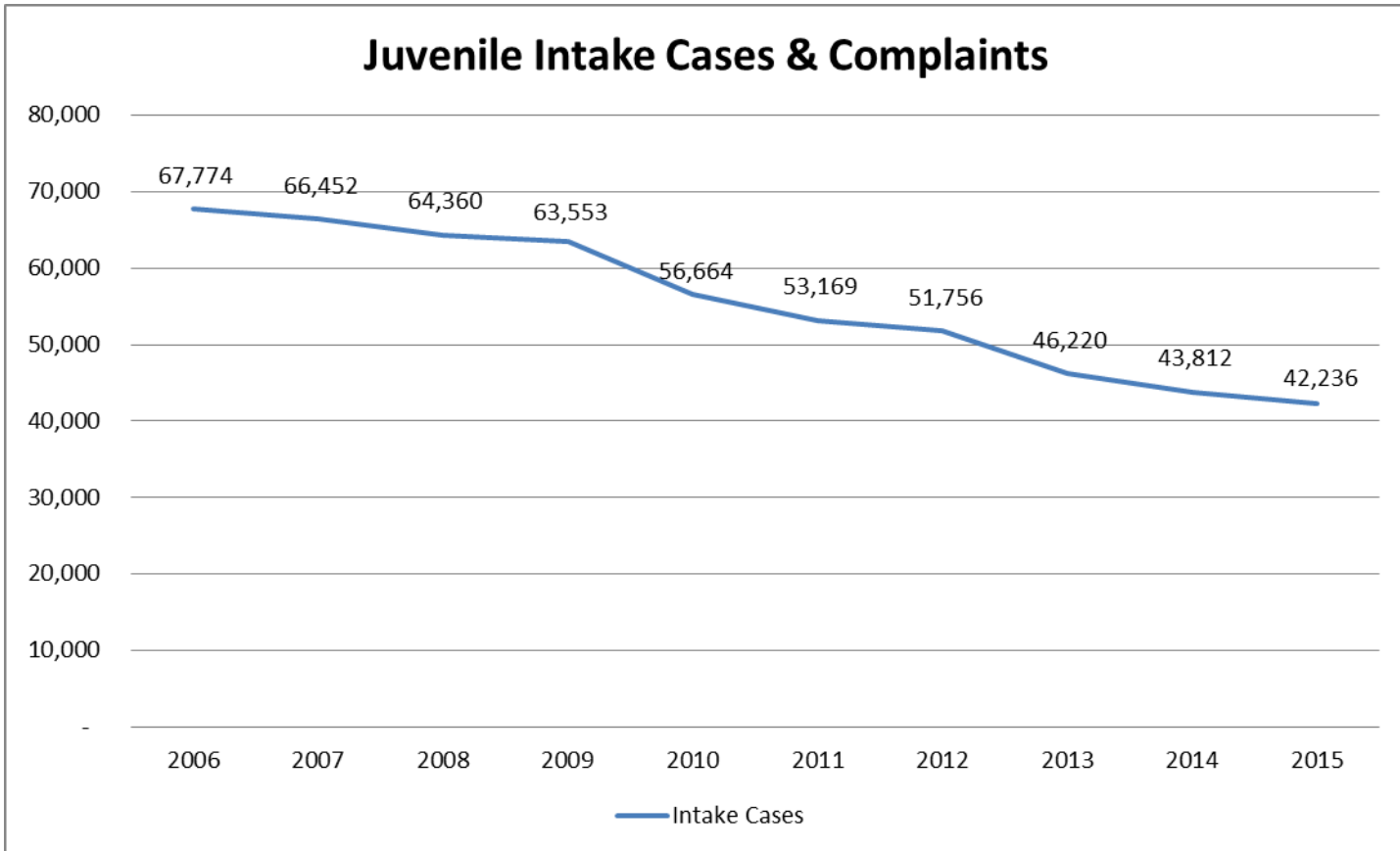
# Total Number of Juveniles Under Supervision



- **There were an average of 5,871 juveniles per day under DJJ supervision (probation, direct care, or parole) in FY 2014.**
  - 4,988 on active probation supervision
  - 599 in direct care
  - 284 on active parole supervision

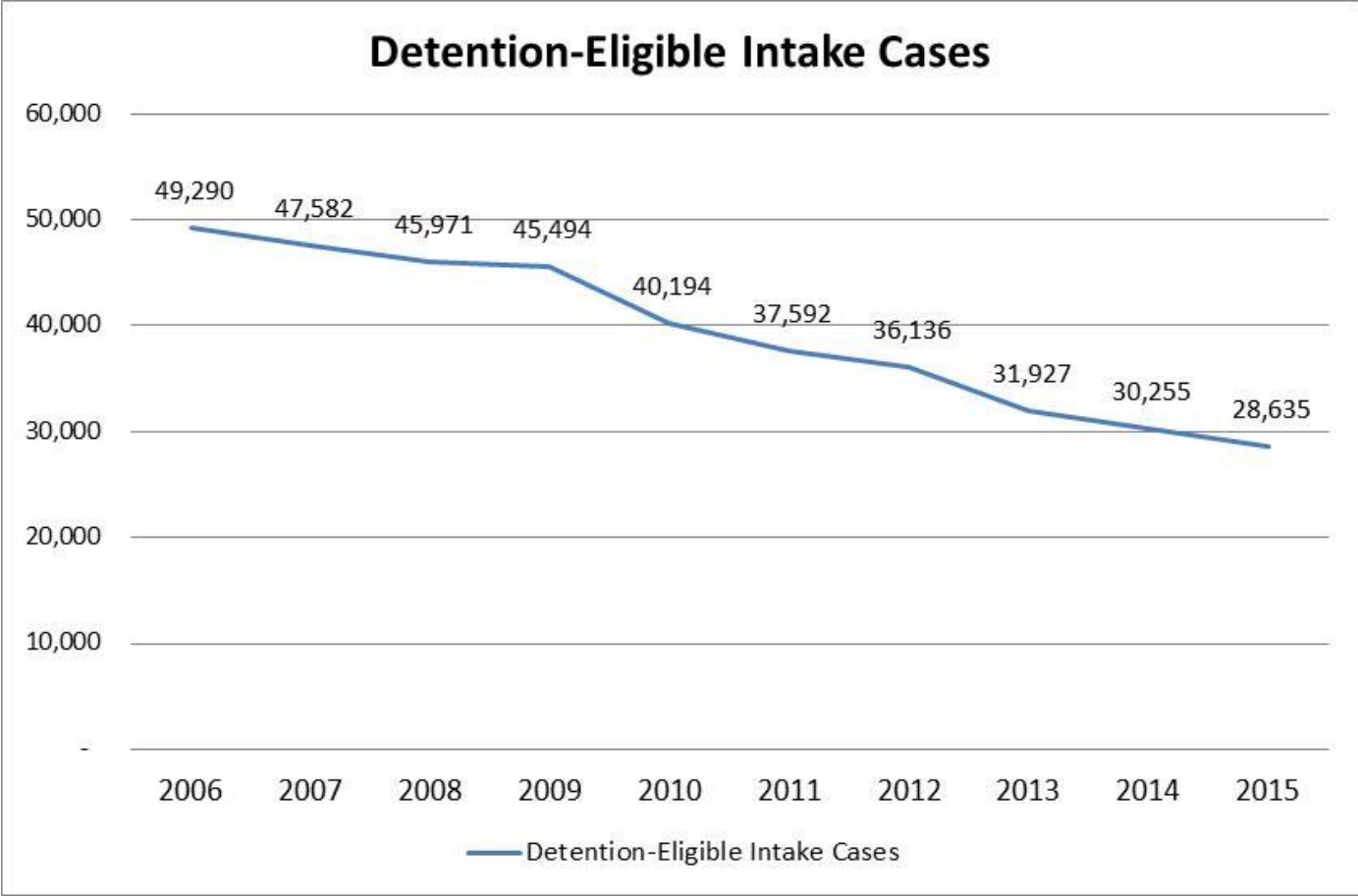


**Intake cases have decreased by 37.7%  
(25,538 cases) from FY 2006 to FY 2015.**



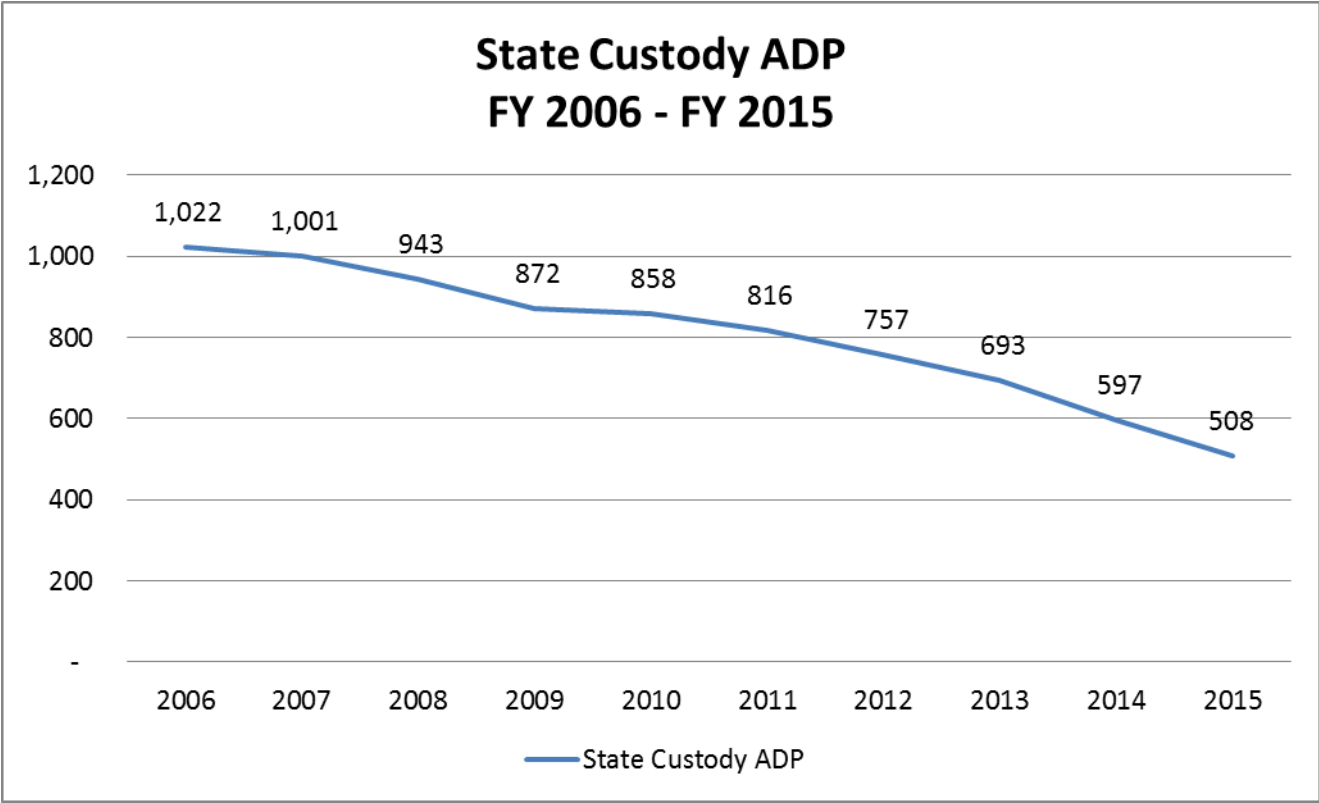


Felony and Class 1 misdemeanor intakes decreased 41.9% between FY 2006 and FY 2015.



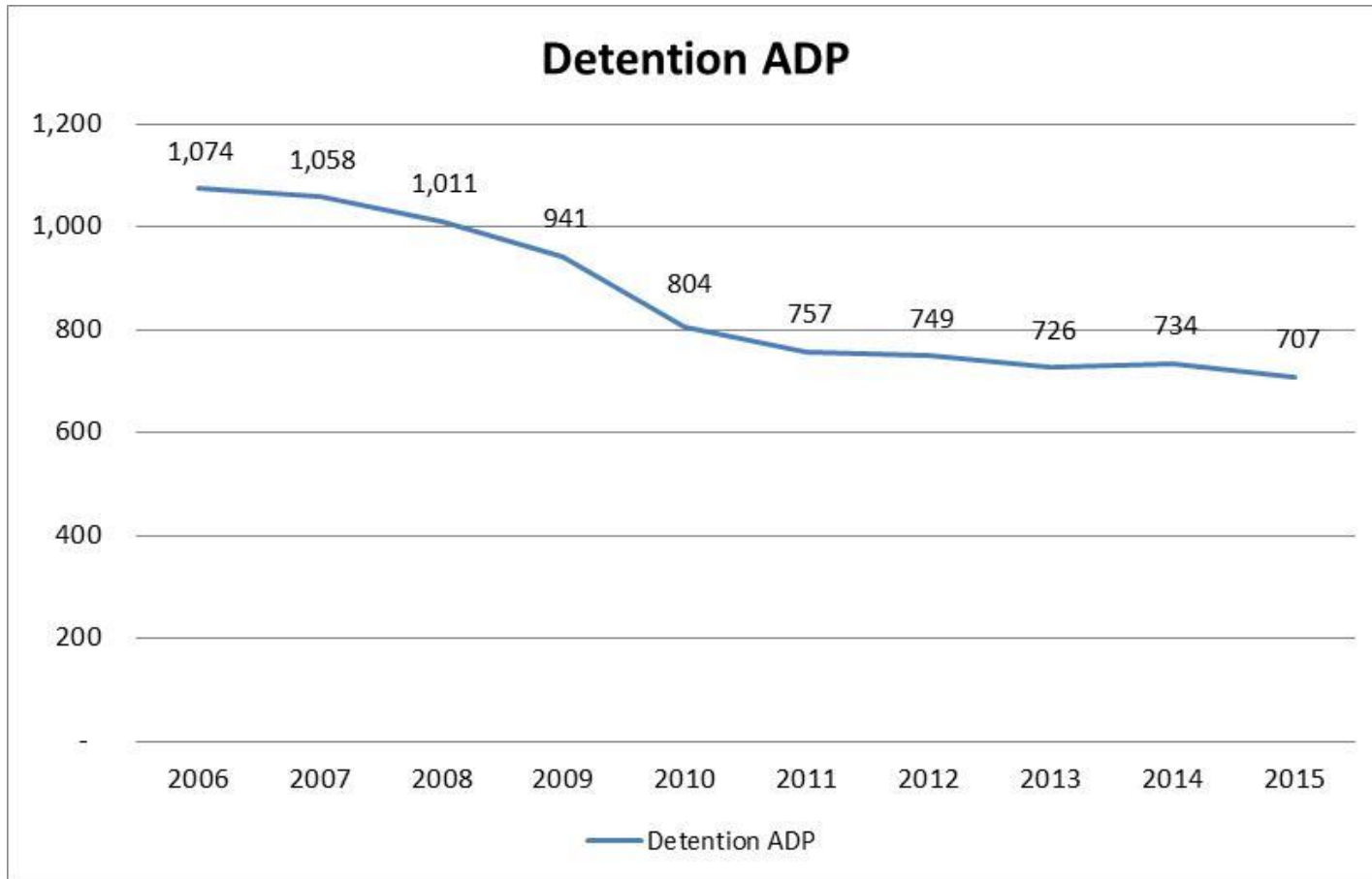


**The State Custody Population has decreased by 514 residents since FY 2006 (50.3%).**



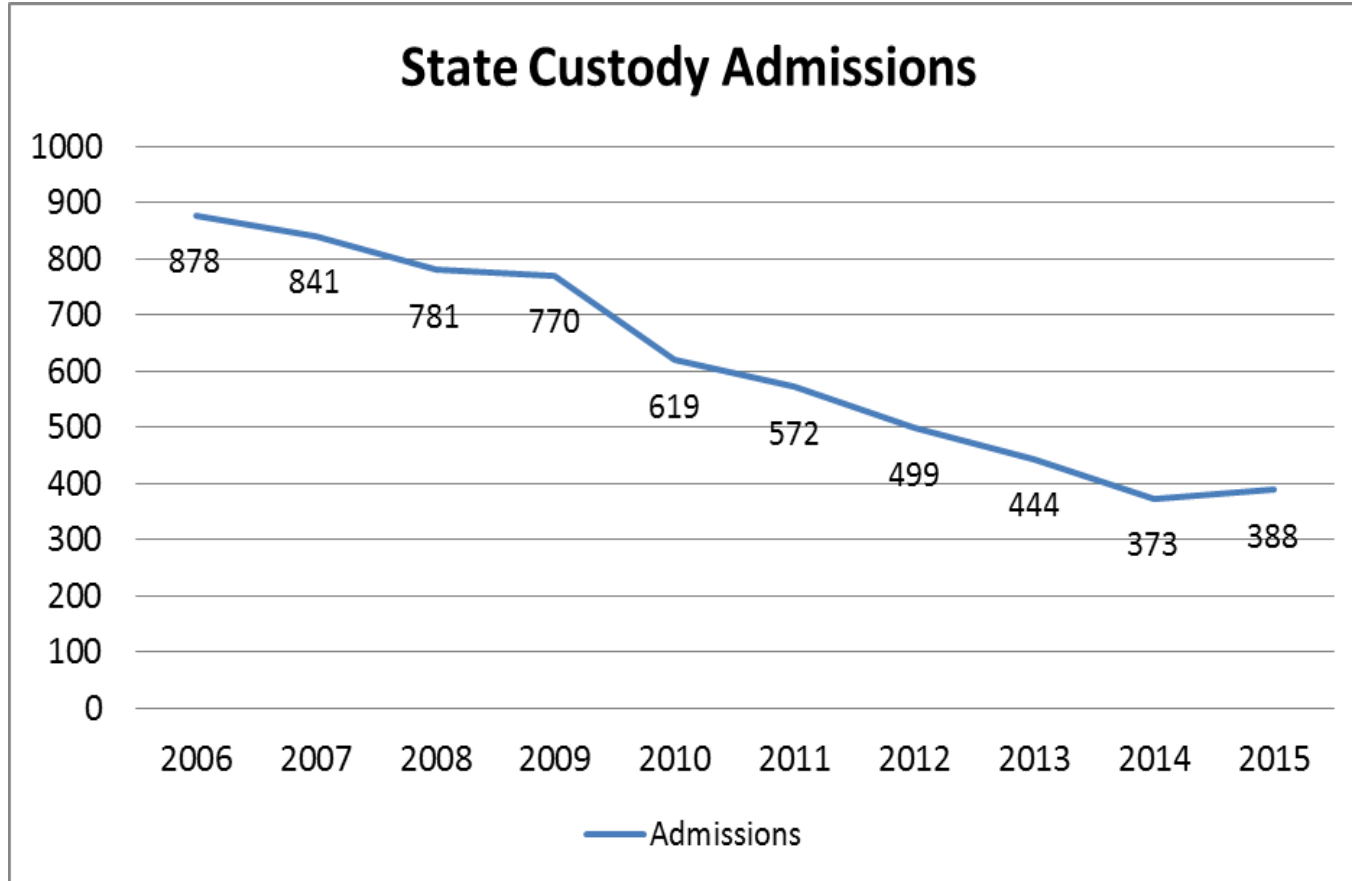


Local detention population decreased by 34.2%  
(50 juveniles) between FY 2006 and FY 2015.





**Admissions to State Custody have decreased by 490 juveniles since FY 2006 (55.8%).**







# Most Serious Committing Offense by Severity\*



<b>Offense Severity</b>	<b>2011</b>	<b>2012</b>	<b>2013</b>	<b>2014</b>	<b>2015</b>
Felony Against Persons	<b>50.5%</b>	<b>50.7%</b>	<b>45.7%</b>	<b>50.1%</b>	<b>53.4%</b>
Felony Weapons/Narcotics	2.6%	4.0%	2.5%	4.8%	2.6%
Other Felony	28.8%	32.7%	32.9%	29.8%	29.6%
C1 Misdemeanor Against Persons	8.2%	5.4%	5.6%	6.7%	6.7%
Other C1 Misdemeanor	5.8%	4.8%	7.2%	5.1%	5.2%
Parole Violation	3.8%	2.4%	6.1%	3.5%	2.6%

\* Percentages do not add to 100% because categories with small percentages are not displayed.



# Significant Trauma Exposure



## Out of all FY 2014 Admissions:

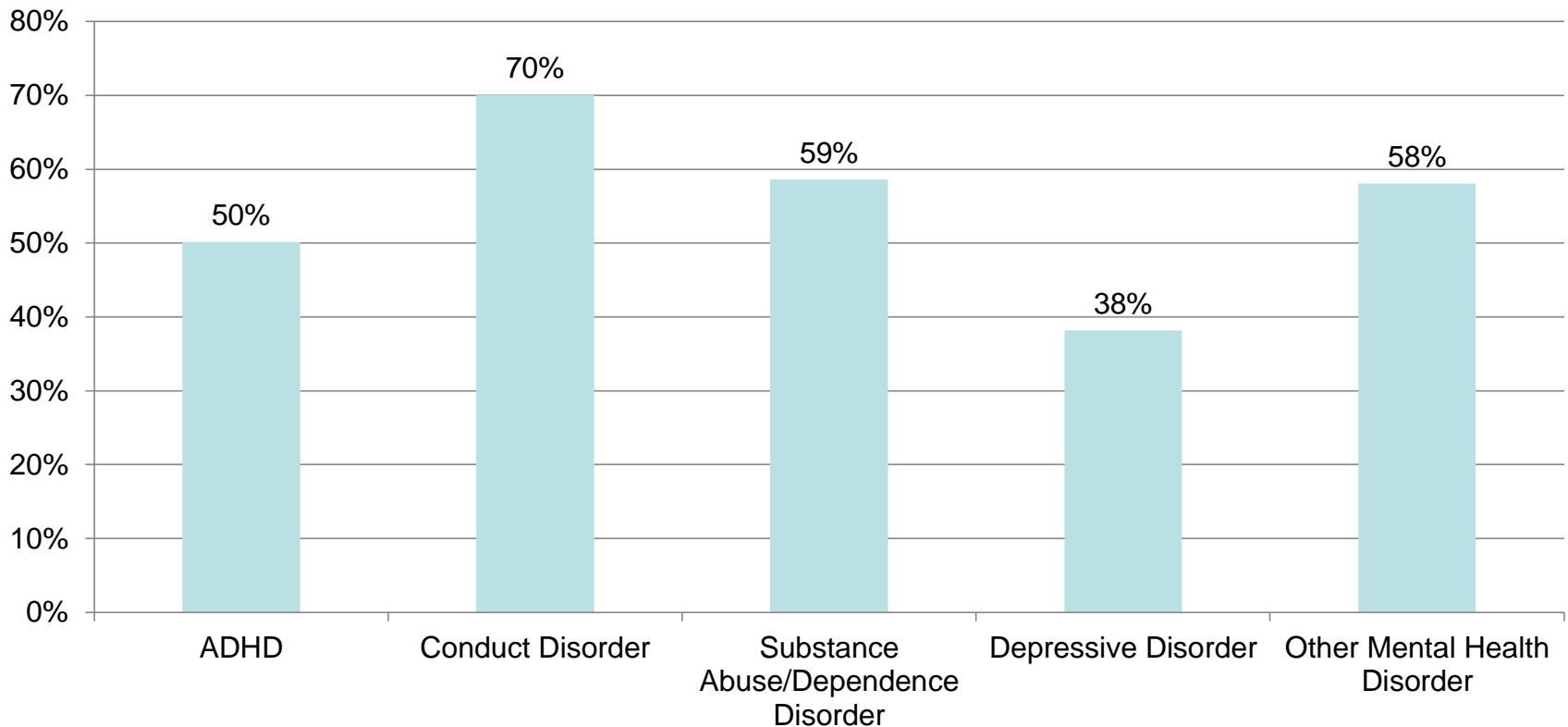
- **59% - physical assault/abuse (24% by family member)**
- **58% - parent criminal activity**
- **46% - parent incarceration**
- **39% - parent substance abuse**
- **20% - parent death**
- **16% - family domestic violence**
- **14% - sexual assault/abuse (7% by family member)**
- **13% - self injurious behavior (SIB) or suicidal**
  - ***89% reported at least one of the above.***
  - ***50% reported three or more of the above.***



# Prevalence of Mental Health Disorders



## Direct Care Admissions with Significant Symptoms of Mental Health Disorders, FY 2014





# Pervasive Educational Challenges



## **Educational Statistics on FY 2014 Admissions:**

- **Average grade last completed was 8<sup>th</sup> grade (average age at admission was 16)**
- **Average IQ was 87 (General population IQ is 100)**
- **37% designated as special education**
- **44% had moderate or severe school attendance problems in the community**



# Consequences of Budget Cuts

Virginia 2005

Virginia 2015

Culpeper  
Max Security  
Closed 2014

Bon Air  
Max Security

Beaumont  
Max Security

Bon Air  
Max Security

Beaumont  
Max Security

Hanover  
Mid Security  
Repurposed

Barrett  
Mid Security  
Closed 2005

56 Community  
Placement  
Slots \*

20 Community  
Placement  
Slots

Nat Bridge  
Min Security  
Closed 2009

Transition  
Living Program  
Closed 2010

Hampton Place  
Half Way House  
Closed 2013

Abraxas House  
Half Way House  
Closed 2013

Discovery House  
Half Way House  
Closed 2010

Camp New Hope  
Special Placement  
Closed 2009

VA Wilderness Inst.  
Special Placement  
Closed 2009

Oak Ridge  
Special Placement  
Consolidated

Reception &  
Diagnostic Center

**FY2005 Capacity**  
1,278 beds  
(Maximum security: 662 beds – 52% of total)

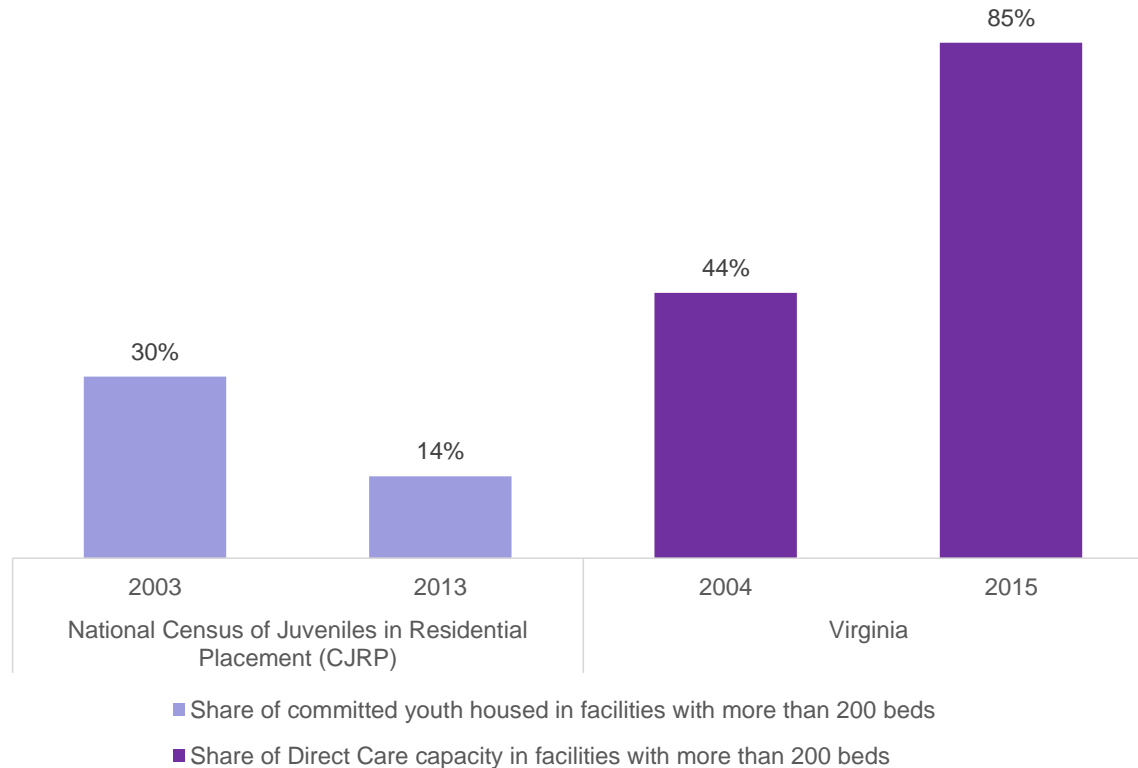


**FY2015 Capacity**  
600 bed  
(Maximum security: 510 beds – 85% of total)

\* Includes Community Placement Program and Detention Reentry beds.




# Nationally, use of Large Facilities is Trending Downward – but has Gone up in Virginia.





# Current Facilities





# Community Placement Program Locales and Slots



- **Virginia Beach - 20**
- **Chesapeake - 10**
- **Merrimac - 5 (Williamsburg)**
- **Rappahanock - 8 (Fredericksburg)**
- **Blue Ridge – 8 (Charlottesville)**
- **Shenandoah – 8 (Staunton)**

**5 floating beds.**





# Approximate Cost Per Direct Care Bed (FY 2015)



	<b>Approximate Expenditures</b>	<b>ADP</b>	<b>Approximate Per Capita</b>
<b>JCC Operations</b>	<b>\$69,156,790</b>	<b>467</b>	<b>\$148,214</b>
<b>CPPs</b>	<b>\$3,159,483</b>	<b>36</b>	<b>\$87,650</b>

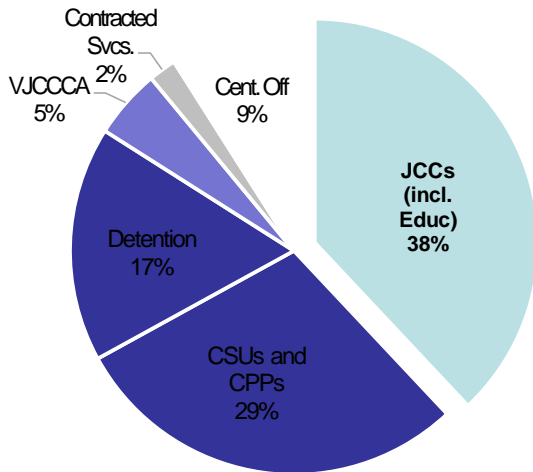


# Disproportionate Expenditures & Results

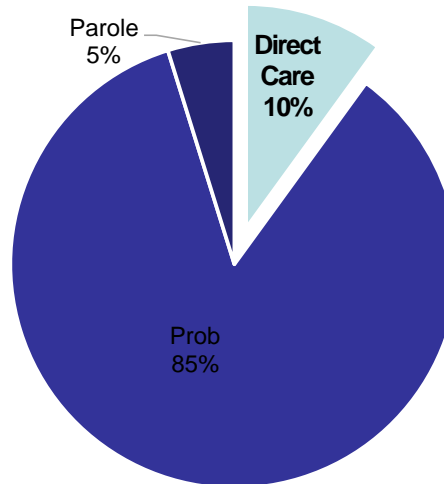


**38% of our General Fund Budget is used to confine approximately 10% of the children we serve, of whom 75% are rearrested within 3 years of release from our facilities.**

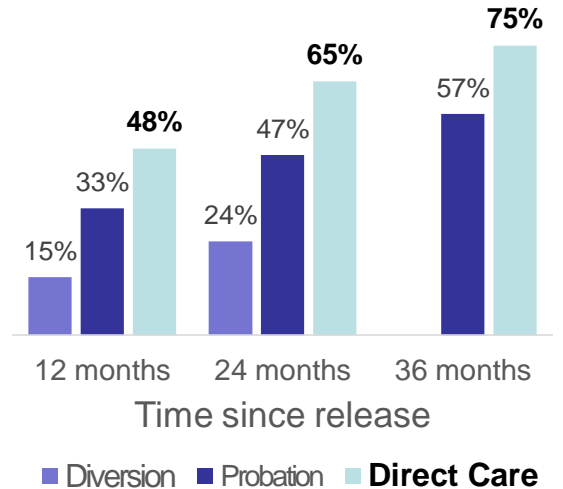
DJJ Budget



DJJ Population



Recidivism





# Two Administrations' Assessments & Findings



- **Facilities are too big, too old, and too distant**
- **No continuum (One size fits all)**
- **High cost**
- **Low success for youth in system**
- **Local variation in practices and services**
- **Inconsistent reentry planning and services**
- **Lack of family engagement**



# DJJ Transformation Plan



## Reduce

### ***Right-size the JCC population***

Divert low and moderate risk youth away from the JCCs and use data and evidence to modify LOS policy.

Enhance re-entry planning and parole services to reduce recidivism

Boost aid & technical assistance support to localities

## Reform

### ***Change the JCC operational model***

Transition JCC units to a team-based, treatment model

Implement short-term changes to improve educational/ vocational programming; and increase family contact

Develop a DJJ-wide family engagement framework

## Replace

### ***Move to a new platform for providing secure custody and treatment for the highest-risk youth***

Expand the array of JCC alternatives for youth committed to DJJ by reinvesting correctional savings.

Build new facilities that are safer, closer to home, smaller in scale, more financially viable, and more compatible with the new therapeutic model



# REINVESTMENT (4<sup>th</sup> R)



- **Funded through correctional savings**
- **Expansion of Community Placement Program**
- **Regional equity and access to continuum of evidence-based services**
- **Partner with localities and private providers**
- **Reform VJCCA and 294 funding approaches.**



# Appropriations Request



- **Preserve current operational budget**
  - To reinvest and rebuild continuum of evidence-based programs across Commonwealth.
- **New capital funding**
  - To build smaller, cost-effective, geographically appropriate facilities